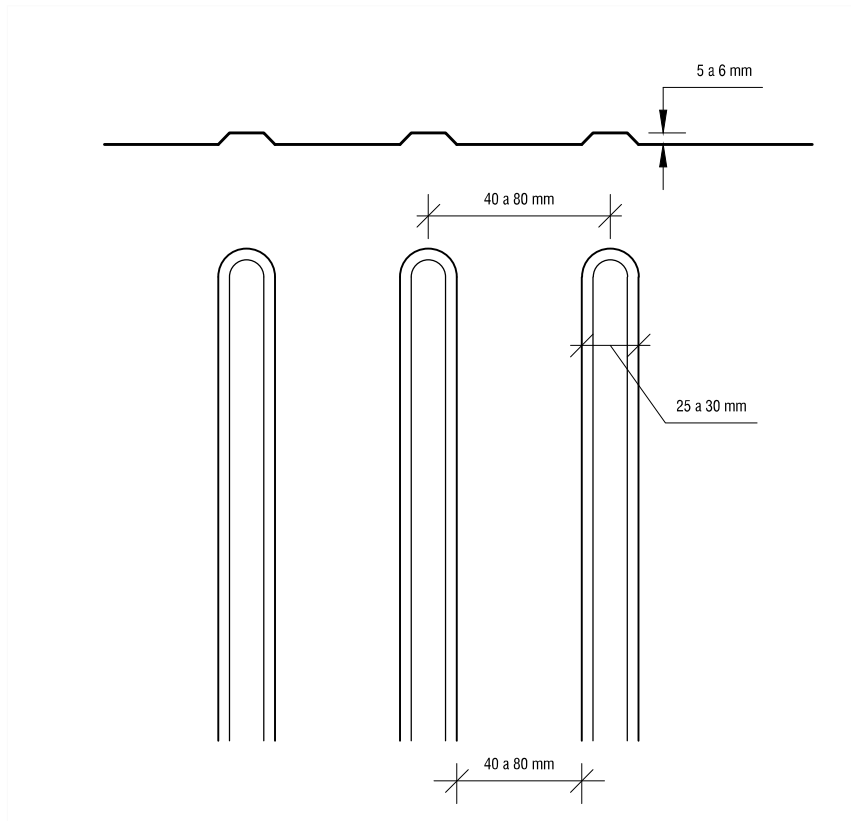


# Piso Táctil

Pavimento Estriado

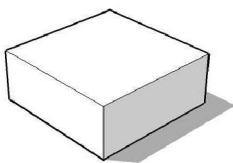
Guia de encaminhamento

## Relevo

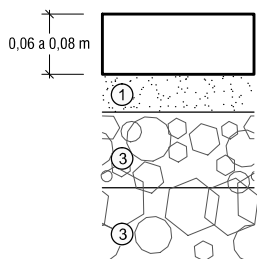
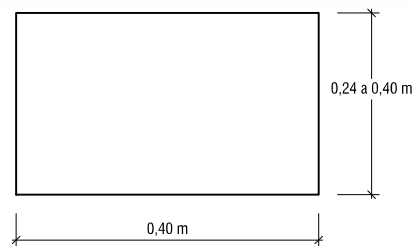
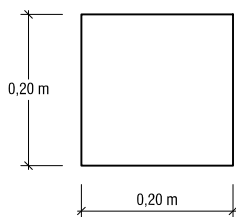
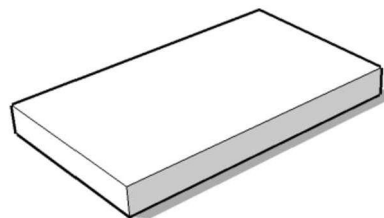


## Materiais

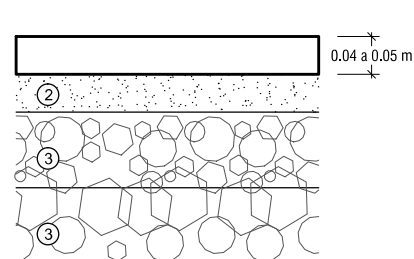
Em Blocos



Em Placas



Módulo do revestimento  
Camada de Assentamento



Base

Legenda:

- ① Areia de assentamento
- ② Argamassa de assentamento
- ③ Tout-venant reciclado, compactado com de 10 cm de espessura. (Duas camadas)



Câmara Municipal de Lisboa  
Plano de Acessibilidade Pedonal

Apoio Técnico / Esclarecimentos :  
Núcleo de Acessibilidade Pedonal  
DMMT / DPMT  
Rua Alexandre Herculano, nº 46 - R/C  
tel. 21 358 85 30 / 21 350 13 20  
email. nucleo.acessibilidade@cm-lisboa.pt

Modelo:

1,2

Nº de Desenho

**9.B**

Data Desenho:

Maio 2012

Escala:

Sem Escala